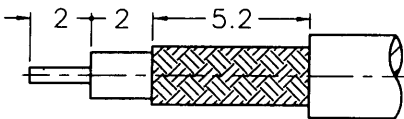
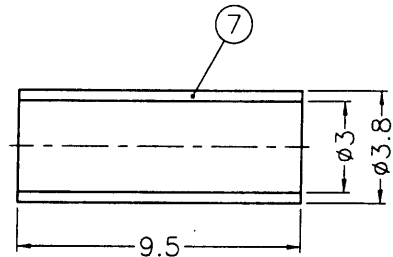
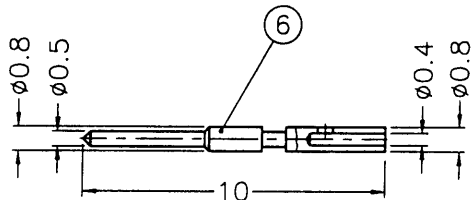
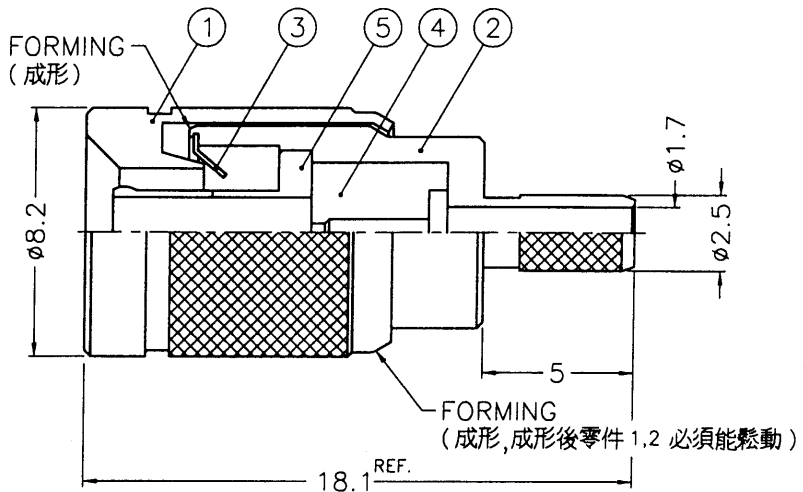


REVISIONS		
ISS	ZONE	DESCRIPTION\PER REQUEST\DATE

**SALES**



RECOMMENDED  
CABLE STRIPPING DIM'S  
(建議剝線尺寸)



ED  
03. 5. 13  
R&D

- NOTES: FINISH (PLATING THICKNESS IN MICRO-INCHES)
1. BRASS PER QQ-B-626
  2. BERYLLIUM COPPER PER QQ-C-530
  3. NICKEL PL. 100 MIN. THICK OVER COPPER STRIKE
  4. GOLD PL. 3 MIN. THICK OVER NICKEL PL. 100 MIN. THICK OVER COPPER STRIKE
  5. TEFLON MIL-P-19468

1. CRIMPED FERRULE  
HEX CRIMP SIZE .128"
2. CONTACT PIN TO SOLDER

NO.	DESCRIPTION	MATERIAL	FINISH	Q'TY	DRAWING NO.
7	FERRULE	COPPER	NOTE 3	1	FR-38/3X95C
6	CONTACT PIN	NOTE 1	NOTE 4	1	CP10AAA05A
5	OUT CONTACT	NOTE 2	NOTE 4	1	1231121D1-6-B
4	INSULATOR	NOTE 5	NATURAL	1	1231121D2-4T-75
3	SPRING	NOTE 2	NATURAL	1	123-PLUG-SPR
2	BODY	NOTE 1	NOTE 3	1	B000ABD05A
1	SHELL	NOTE 1	NOTE 3	1	1231121D2-1

DIMENSIONS ARE IN MILLIMETERS	
UNLESS OTHERWISE SPECIFIED TOLERANCES	
0.5-6	= ±0.2
6-30	= ±0.4
30-120	= ±0.6
120-315	= ±1
315-1000	= ±1.6
1000-2000	= ±2.4

PART NO.	
APPROVED	DATE
<i>Andy.C</i>	05-09-03'
CHECKED	DATE
<i>Andy.C</i>	05-09-03'
DRAWN	DATE
<i>Joyce Y</i>	05-09-03'
FILE NO.	P:\DWG\123\1121D2\179U-75\N3GT3G

Amphenol	
Danbury,CT,USA-Tainan,Taiwan-Shenzhen,China	
TITLE	1.0/2.3 CRIMP PLUG (FOR RG-179/U, 187A/U)
DRAWING NO.	1231121D2-N/3GT3G-179U-75
ITEM NO.	101111AAH19NF7F

F  
E  
D  
C  
B  
A

F  
E  
D  
C  
B  
A